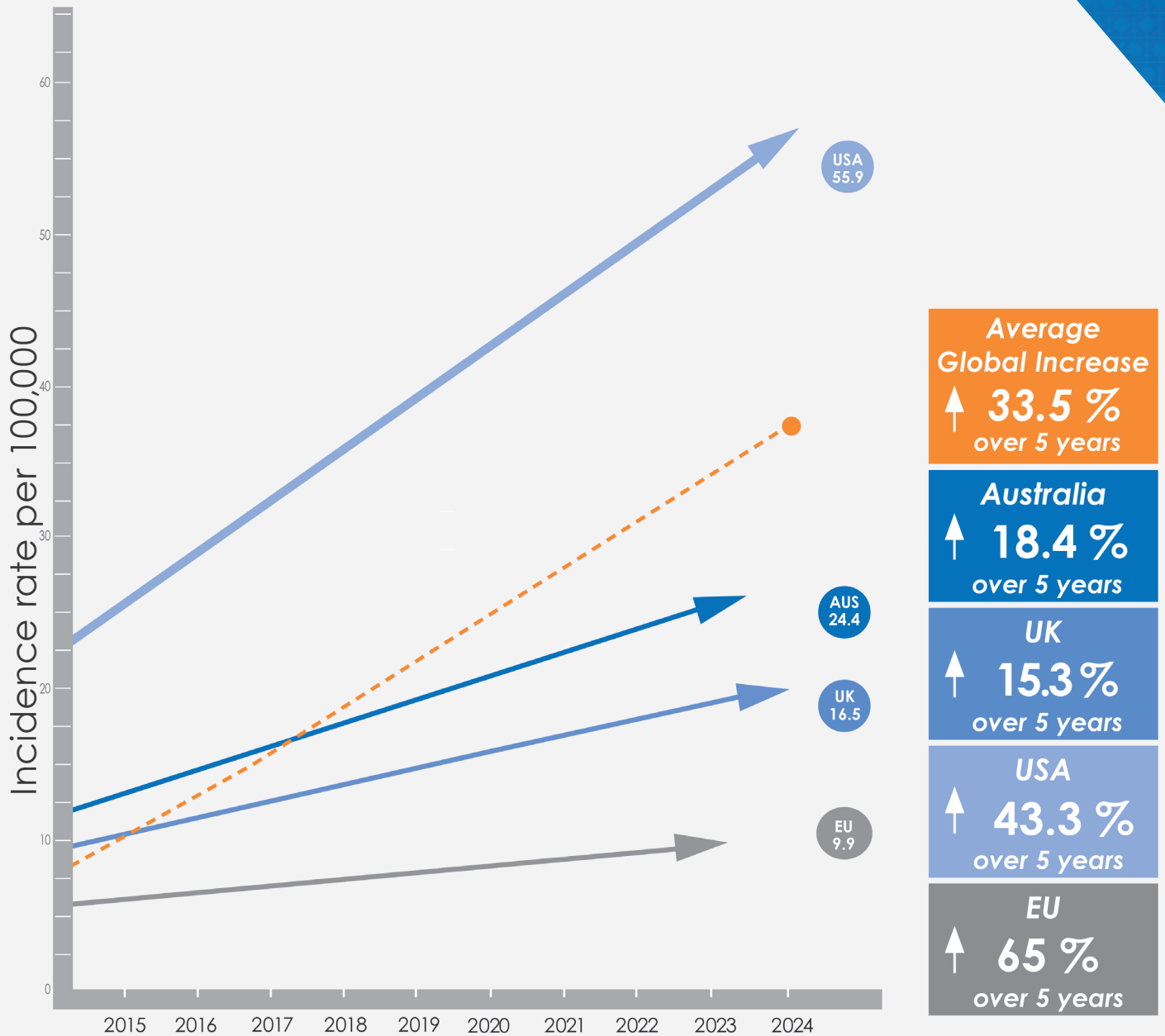


# PlexPCR<sup>®</sup> VHS

Varicella, Herpes and Syphilis

Confident lesion testing to suit any population



## Syphilis rates are on the rise<sup>1-4\*</sup>

- ▶ Symptomatic/visual lesion diagnostics can have low accuracy (33-80%),<sup>5-7</sup> molecular testing is recommended<sup>8-11,13-14</sup>
- ▶ Syphilis lesions can present atypically, be painful, and appear indistinguishable from herpes<sup>9,15,16</sup>
- ▶ Atypical zoster (VZV) may account for 1-3%<sup>17-19</sup> of genital lesions, misdiagnosis can affect patient psychological wellbeing

# Fast and reproducible data analysis.

Streamline your workflow and minimise time spent with subjective amplification curves with SpeedX Analysis software.

The complete **PlexPCR**<sup>®</sup> VHS solution includes:

- ▶ Automated result calling
- ▶ Simple sample processing
- ▶ Validated, high security, GDPR compliance

**SpeedX**  
powered by FastFinder

VHS Demo CFX FF4

PCR setup Summary Details Quality control

Plate configuration

BR102166

Search 1 of 5

Show assigned only

Assigned

PlexPCR VHS (CFX) - v1.0 IVD  
SpeedX

PlexPCR VHS

More info

**SpeedX**  
powered by FastFinder

VHS Demo CFX FF4

PCR setup Summary Details Quality control

Control Results

Assay	Status	Info
PlexPCR VHS (CFX) IVD	VALID	

Sample Results 1 10 1 1

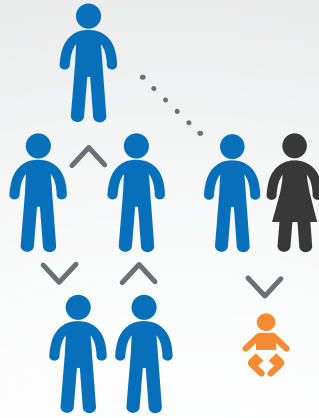
Sample	Assay	Result
Sample_VHS	PlexPCR VHS (CFX)	Invalid: HSV-2, HSV-1, VZV, T. pallidum
Sample_VHS	PlexPCR VHS (CFX)	Detected: VZV
Sample_VHS	PlexPCR VHS (CFX)	Detected: HSV-2, HSV-1
Sample_VHS	PlexPCR VHS (CFX)	Detected: T. pallidum
Sample_VHS	PlexPCR VHS (CFX)	Detected: HSV-2, HSV-1
Sample_VHS	PlexPCR VHS (CFX)	Not detected
Sample_VHS	PlexPCR VHS (CFX)	Detected: T. pallidum
Sample_VHS	PlexPCR VHS (CFX)	Detected: VZV
Sample_VHS	PlexPCR VHS (CFX)	Detected: HSV-1

RFU vs Cycles graph showing amplification curves for HSV-2, HSV-1, VZV, IC, and T. pallidum.

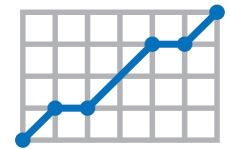
Plate configuration grid showing assay assignments for samples A through G.

“We strongly believe in having a *T. pallidum* PCR as part of the routine test for any genito-anal ulcer. Several patients have been found to have syphilis where this was not originally suspected, and blood tests would never have been taken.”

Dr. Andrew Winter, Consultant in Sexual Health and HIV Medicine, NHS Greater Glasgow and Clyde, UK.



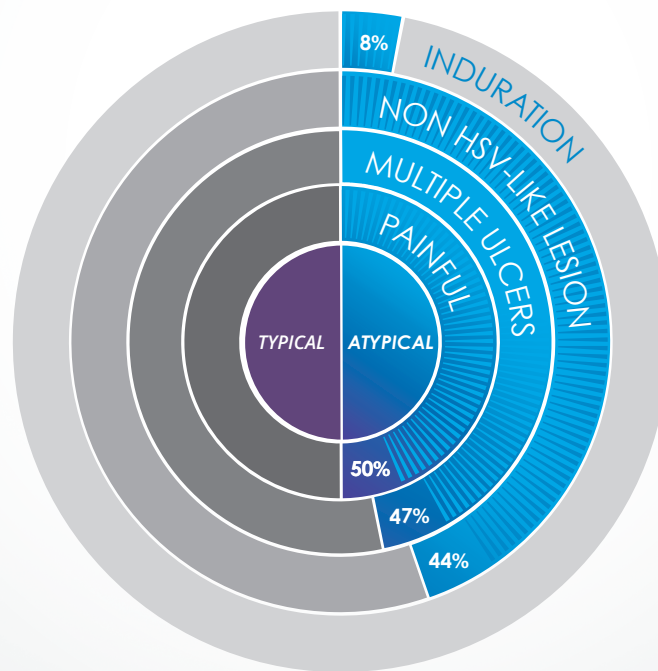
Syphilis clusters increasingly include heterosexual populations,<sup>20,21</sup> coinciding with increases in congenital syphilis<sup>22</sup>



Syphilis at highest rates in decades, including rise in congenital syphilis cases<sup>1-3,5,12</sup>



Molecular testing from a syphilis lesion is a direct detection method—simplifying diagnosis and enabling timely partner notification and contact tracing<sup>23</sup>



Atypical lesion presentation can complicate diagnosis<sup>9,15-19</sup>



Increased number of reported syphilis epidemics and outbreaks<sup>26-28</sup>



Surveillance or sentinel lesion screening can assist with early detection<sup>24,25</sup>

**PlexPCR**<sup>®</sup> VHS is a single-well, multiplex qPCR test detecting common causes of genital and oral lesions. Detect Herpes simplex virus type-1 and -2 (HSV-1 and HSV-2), Varicella zoster virus (VZV) and *Treponema pallidum* (syphilis). **PlexPCR**<sup>®</sup> VHS is powered by **PlexPCR**<sup>®</sup> proprietary technologies for improved multiplex performance compared with other probe-based methods.<sup>29</sup>

### Single-well **PlexPCR**<sup>®</sup> Test

Channel	Target
1	HSV-1
2	HSV-2
3	VZV
4	<i>T. pallidum</i>
5	Internal Control

### Demonstrated clinical performance<sup>30</sup>

	HSV-1	HSV-2	VZV	TP
Sensitivity	97.7%	100%	100%	100%
Specificity	99.7%	99.7%	99.7%	100%

Validated with non-genital and genital swabs, genital, non-genital, anal/rectal and oral swab specimens.<sup>30</sup>

# **PlexPCR**<sup>®</sup> VHS

## Flexible lesion diagnostics

Product	Compatible	Size	Cat #
<b>PlexPCR</b> <sup>®</sup> VHS*	7500 Fast	100 reactions	1123001
	LC480 II	100 reactions	1121001
	CFX	100 reactions	1125001
Recommended Positive control	Compatible	Size	Cat #
Positive Control HSV/VZV/TP	All platforms	2 x 1 Swab	95007

\*CE-IVD, TGA cleared. Not for sale in the US

**References:** 1. <https://www.ecdc.europa.eu/en/publications-data/syphilis-annual-epidemiological-report-2023> 2. Select the 'STI Surveillance 2023' report: <https://www.cdc.gov/sti-statistics/archive/index.html> 3. <https://www.kirby.unsw.edu.au/research/reports/asr2024> 4. <https://fingertips.phe.org.uk/profile/sexualhealth/data> 5. Dangar Y et al. Sex Transm Dis 1990; 17:184-189. 6. O'Farrell N et al. Genitourin Med 1994; 70: 7-11 7. Ndinya-Achola JO et al. Int J STD & AIDS 1996; 7: 201-205 8. Workowski KA et al MMWR Recomm Rep 2015;64 (RR03); 25-48 9. Janier M et al. 2020 European guideline on the management of syphilis <https://onlinelibrary.wiley.com/doi/10.1111/jdv.16946> 10. Australian STI Management Guidelines 2023 [Internet] <https://sti.guidelines.org.au/> [cited 8 March 2023] Available from: <https://sti.guidelines.org.au/sexually-transmissible-infections/syphilis/> 11. Patel R et al. 2017 European guidelines for the management of genital herpes 12. Abara WE et al. PLOS ONE Published online 22 July 2016 13. Kingston M et al. UK national guidelines on the management of syphilis 2015 14. Grange et al 2021: Use of a Multiplex PCR Assay To Assess the Presence of *Treponema pallidum* in Mucocutaneous Ulcerations in Patients with Suspected Syphilis Print 2021 Jan 21 [Internet] <https://pubmed.ncbi.nlm.nih.gov/33177120/> [Cited 15 March 2023] 15. Towns JM Sex Transm Infect. 2016 Mar;92(2):110-5 16. Hope-Rapp E et al. J Sex Transm Dis. 2010;37:153-8 17. Rübber A et al. Br J Dermatol. 1997;137(2):259-61 18. Granato PA et al. J Clin Virol. 2016 Nov;84:87-89 19. Birch C et al. Sex Transm Infect. 2003; 79:298-300 20. Cunningham S et al. Sex Transm Infect. 2006;82:444-445 21. Doherty IA et al. Sex Transm Dis. 2011 May; 38(5): 378-384 22. Slutsker JS et al. MMWR Morb Mortal Wkly Rep 2018;67:1088-1093 23. Goldstein et al. 2021 Diagn Microbiol Infect Dis. 2021 Feb;99(2):115221.doi: 10.1016/j.diagmicrobio.2020.115221. Epub 2020 Sep 21. <https://pubmed.ncbi.nlm.nih.gov/33176262/> 24. Syphilis CDNA National Guidelines for Public Health Units v1.1, June 2018 25. Scott LJ Sex Transm Infect 2010 86:537-539 26. Victoria Government Department Health [Internet]. <https://www.health.vic.gov.au/> [cited 4 March 2023] <https://www.health.vic.gov.au/infectious-diseases/local-government-areas-surveillance-report> 27. Bright A & Dups J. Communicable Diseases Intelligence Volume 40 No 1 - March 2016 28. Arizona Dept. Health & Services. Real-Time Syphilis Data 2018 29. Mokany E., Tan Y.L., Bone S.M., Fuery C., Todd A.V., 2013. MNAzyme qPCR with superior multiplexing capacity. Clin. Chem. 59(2): 419-426 30. **PlexPCR**<sup>®</sup> VHS Instructions for use

**PlexPCR**<sup>®</sup> VHS kits are developed and manufactured by **SpeedX** Pty Ltd, Sydney. **PlexPCR**<sup>®</sup> & **SpeedX**<sup>®</sup> are registered trademarks of **SpeedX** Pty Ltd. Other copyright and trademarks are the property of the respective owners. **SpeedX** Pty Ltd products may be covered by one or more local or foreign patents. Visit [www.speedxpcr.com/patents](http://www.speedxpcr.com/patents) for comprehensive patent information.

**Australia - SpeedX Pty. Ltd.**  
sales@speedx.com.au

**Europe - SpeedX Ltd.**  
sales.uk@speedx.com.au

Find out more [speedxpcr.com](http://speedxpcr.com)

